

MONTHLY TREASURER'S REPORT


BY BRANDY VICK, COUNTY TREASURER,
APRIL 2025

	Beginning Balance	Revenues	Disbursements	Transfer In	Transfer Out	Ending Balance	Investments Redeemed	Investments Purchased	Demand Balance	Investment Balance	Total Deposits
Texpool Insurance	\$1,280,515.48	\$4,366.68	\$0.00	\$0.00	\$80,000.00	\$1,204,882.16	\$0.00	\$0.00	\$0.00	\$1,204,882.16	\$1,204,882.16
TexPool Available	\$448,758.93	\$1,613.90	\$0.00	\$4,151.15	\$0.00	\$454,523.98	\$0.00	\$0.00	\$0.00	\$454,523.98	\$454,523.98
TexPool Operating	\$30,556,976.82	\$108,140.16	\$0.00	\$0.00	\$300,000.00	\$30,365,116.98	\$0.00	\$0.00	\$0.00	\$30,365,116.98	\$30,365,116.98
TexPool Permanent	\$1,131,514.86	\$4,017.32	\$0.00	\$0.00	\$4,151.15	\$1,131,381.03	\$0.00	\$0.00	\$0.00	\$1,131,381.03	\$1,131,381.03
FNB Operating	\$2,206,181.27	\$1,101,801.00	\$1,279,182.89	\$327,587.06	\$655,281.85	\$1,701,104.59	\$0.00	\$0.00	\$1,701,104.59	\$0.00	\$1,701,104.59
FNB Payroll	\$6,907.93	\$6.00	\$615,148.10	\$614,959.98	\$0.00	\$6,725.81	\$0.00	\$0.00	\$6,725.81	\$0.00	\$6,725.81
FNB Insurance	\$78,463.83	\$18,932.45	\$174,368.70	\$120,321.87	\$0.00	\$43,349.45	\$0.00	\$0.00	\$43,349.45	\$0.00	\$43,349.45
FNB Available	\$13,479.07	\$1.09	\$569.60	\$0.00	\$0.00	\$12,910.56	\$0.00	\$0.00	\$12,910.56	\$0.00	\$12,910.56
FNB Permanent	\$6,141.73	\$0.52	\$0.00	\$0.00	\$0.00	\$6,142.25	\$0.00	\$0.00	\$6,142.25	\$0.00	\$6,142.25
FNB IRC/125	\$23,792.77	\$1.96	\$0.00	\$0.00	\$0.00	\$23,794.73	\$0.00	\$0.00	\$23,794.73	\$0.00	\$23,794.73
FNB Holding	\$568,208.41	\$46.70	\$0.00	\$0.00	\$0.00	\$568,255.11	\$0.00	\$0.00	\$568,255.11	\$0.00	\$568,255.11
FNB Water Grants	\$950.00	\$27,587.06	\$0.00	\$0.00	\$27,587.06	\$950.00	\$0.00	\$0.00	\$950.00	\$0.00	\$950.00
FNB Unclaimed	\$15,235.04	\$1.29	\$0.00	\$0.00	\$0.00	\$15,236.33	\$0.00	\$0.00	\$15,236.33	\$0.00	\$15,236.33
Totals	\$36,337,126.14	\$1,266,516.13	\$2,069,269.29	\$1,067,020.06	\$1,067,020.06	\$35,534,372.98	\$0.00	\$0.00	2,378,468.83	\$33,155,904.15	\$35,534,372.98

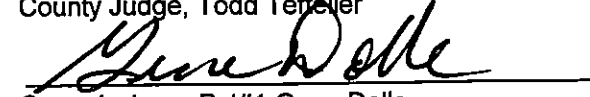
TOTAL INDEBTEDNESS

Investment Register on back


Submitted under the provision of the Local Government Code Section 114.026



County Judge, Todd Tefteller



Commissioner, Pct#1 Gene Dolle




Commissioner, Pct#2 Dustin Nicholson



Brandy Vick, County Treasurer



Commissioner Pct#3 Michael Ashley



Commissioner, Pct#4 Jay W. Miller

UPSHUR COUNTY INVESTMENT ACTIVITY

APRIL 2025

<u>ACCOUNT</u>	<u>AMOUNT</u>		<u>TRANSFERRED OUT</u>		<u>TRANSFERRED IN</u>	<u>EARNED INTEREST</u>
TexPool Operating	\$30,365,116.98					\$108,140.16
TexPool Insurance	\$1,204,882.16					\$1,613.90
TexPool Perm School	\$1,131,381.03		\$4,151.15			\$4,017.32
TexPool Avail School	\$454,523.98				\$4,151.15	\$1,613.90
FNB Avail	\$12,910.56					\$1.09
FNB Perm	\$6,142.25					\$0.52
FNB Holding	\$568,255.11					\$46.70
FNB Insurance	\$43,349.45					\$4.01
FNB Operating	\$1,701,104.59					\$219.60
TOTALS	\$35,487,666.11		\$4,151.15		\$4,151.15	\$115,657.20

Handwritten signature

UPSHUR COUNTY INVESTMENT ACTIVITY

APRIL 2025

ACCOUNT	AMOUNT		TRANSFERRED OUT		TRANSFERRED IN	EARNED INTEREST
TexPool Operating	\$30,365,116.98					\$108,140.16
TexPool Insurance	\$1,204,882.16					\$1,613.90
TexPool Perm School	\$1,131,381.03		\$4,151.15			\$4,017.32
TexPool Avail School	\$454,523.98				\$4,151.15	\$1,613.90
FNB Avail	\$12,910.56					\$1.09
FNB Perm	\$6,142.25					\$0.52
FNB Holding	\$568,255.11					\$46.70
FNB Insurance	\$43,349.45					\$4.01
FNB Operating	\$1,701,104.59					\$219.60
TOTALS	\$35,487,666.11		\$4,151.15		\$4,151.15	\$115,657.20